

Summary Results Report  
JOINT/GENERAL ELECTION  
MAY 3, 2025

OFFICIAL RESULTS

CALHOUN COUNTY

**Statistics**

	TOTAL	Absentee	Early Voting	Election Day
Registered Voters - Total	12,710			
Ballots Cast - Total	2,478	14	1,359	1,105
Ballots Cast - Blank	1	0	1	0
Voter Turnout - Total	19.50%			




Summary Results Report  
JOINT/GENERAL ELECTION  
MAY 3, 2025

OFFICIAL RESULTS

CALHOUN COUNTY




**CCISD District At Large**

Vote For 1

	TOTAL	VOTE %		Absentee	Early Voting	Election Day
Dana Dworaczyk	1,486	62.70% 		8	801	677
David Gaskamp	884	37.30% 		6	500	378
Total Votes Cast	2,370	100.00% 		14	1,301	1,055
Overvotes	0			0	0	0
Undervotes	108			0	58	50
Contest Totals	2,478			14	1,359	1,105




**School Board Trustee, District #3**

Vote For 1

	TOTAL	VOTE %		Absentee	Early Voting	Election Day
Rene Flores	226	33.73% 		2	130	94
Tyler McAfee	444	66.27% 		1	250	193
Total Votes Cast	670	100.00% 		3	380	287
Overvotes	0			0	0	0
Undervotes	40			0	19	21
Contest Totals	710			3	399	308




**Calhoun Port Authority Commissioner District #5**

Vote For 1

	TOTAL	VOTE %		Absentee	Early Voting	Election Day
Roger Martinez Jr.	103	50.24% 		0	62	41
Thomas Guerra	102	49.76% 		0	62	40
Total Votes Cast	205	100.00% 		0	124	81
Overvotes	0			0	0	0
Undervotes	26			0	21	5
Contest Totals	231			0	145	86

**The Creation of the Calhoun County Hospital District**

Vote For 1

	TOTAL	VOTE %		Absentee	Early Voting	Election Day
FOR	1,166	47.19% 		8	682	476
AGAINST	1,305	52.81% 		6	675	624
Total Votes Cast	2,471	100.00% 		14	1,357	1,100
Overvotes	0			0	0	0
Undervotes	7			0	2	5
Contest Totals	2,474			14	1,355	1,105